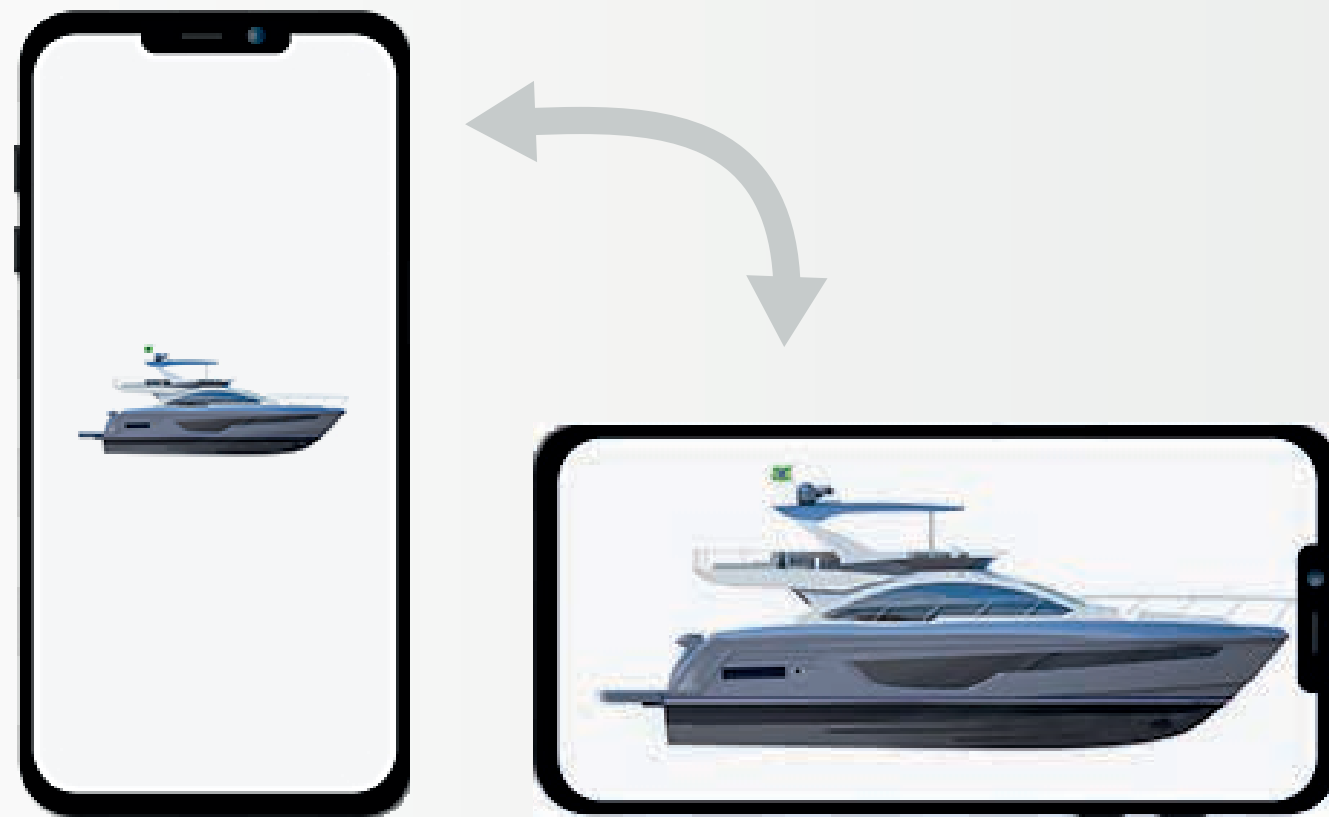


SCHAEFER

26M

PLEASE TURN YOUR
PHONE SIDeways





SCHAEFFER

A N I N D U S T R Y L E A D E R

Schaefer Yachts is an industry leader in the design and construction of performance yachts between 33 and 86 feet. Boasting one of the biggest and most technologically advanced shipyards in South America, Schaefer Yachts has been transforming the marine industry for over 33 years. Almost four thousand boats have been delivered worldwide. The shipyard has earned an exceptional reputation for setting high quality manufacturing standards with our proprietary and highly advanced production process. The shipyard's cutting-edge technology and eagle eye for details guarantee a vast range of vessels made with extreme precision. Schaefer Yachts is proud to be a shipyard that attends to the most demanding markets in the world.





SCHAEFER
YACHTS















With contemporary design,
built with the most advanced innovations in the nautical world.

A true example
of integration between comfort,
performance, and technology.

The side balconies and the
doors on both sides create a
perfect integration between
indoor and outdoor areas, enhancing
the sense of space
and freedom.

DESIGN

The largest aft deck
and the most spacious salon in its class
stand out on the Schaefer 26M,
complemented by a galley
with separate dining area
and a truly impressive
design.

SOPHISTICATION

With a stunning living and dining area that spans the entire interior of the main deck, the Schaefer 26M delivers spaciousness, comfort, and sophistication in every detail.



SCHREPER

25





A yacht designed for
both the present and the future.
Eco-friendly from build
to operation.

TECHNOLOGY

Built in composite, with superstructure,
flybridge, and hardtop in carbon fiber, it ensures a
lighter hull with a lower center of gravity.
This results in a more stable and safer navigation,
while also providing a more
sustainable solution.

PERFORMANCE

Equipped with three IPS 1350 engines,

the Schaefer 26M delivers exceptional performance

with virtually no vibrations or noise,

while ensuring 20% to 25% greater fuel efficiency

compared to traditional

propulsion systems.







The Schaefer 26M features
4 full suites, with the master suite
strategically positioned midship,
offering the most comfortable and tranquil
spot on board for ultimate
relaxation.

COMFORT

The spacious aft deck features a
2.80-meter table
that comfortably seats up to 10 guests.
Like the main deck, the flybridge offers
a fully integrated layout with no steps
or level changes.

The open-concept social areas,
without steps,
provide a sailing experience
that feels just like
being at home.

SAFETY

The Schaefer 26M accommodates
up to 8 guests overnight,
plus three crew members.
For daytime cruising,
the yacht can carry up to
21 passengers.




























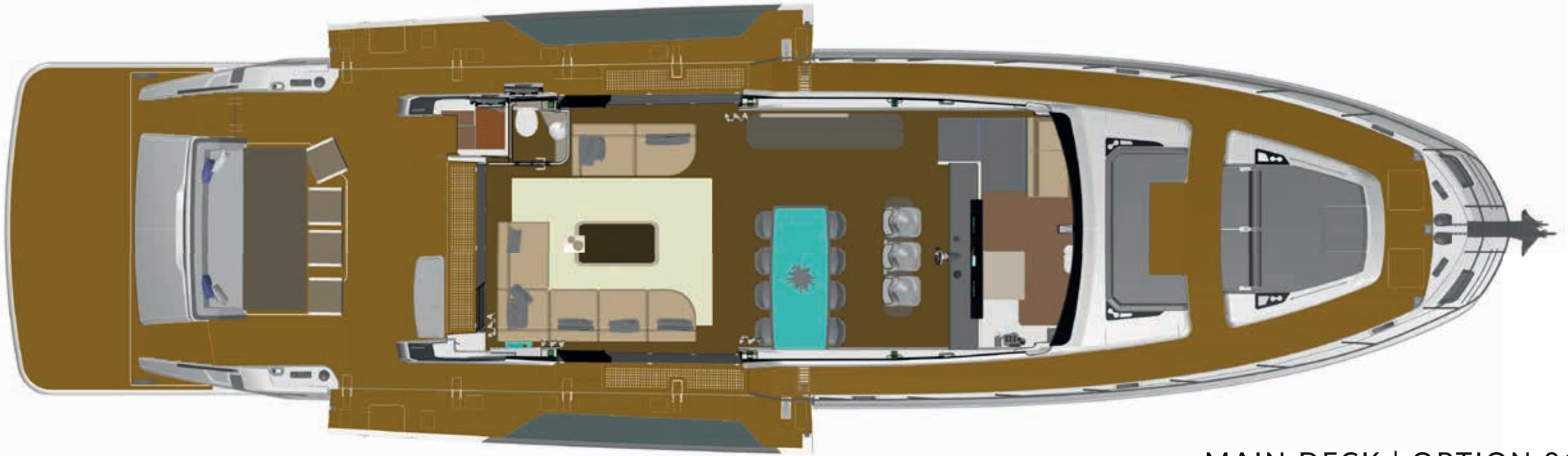




SIDE VIEW



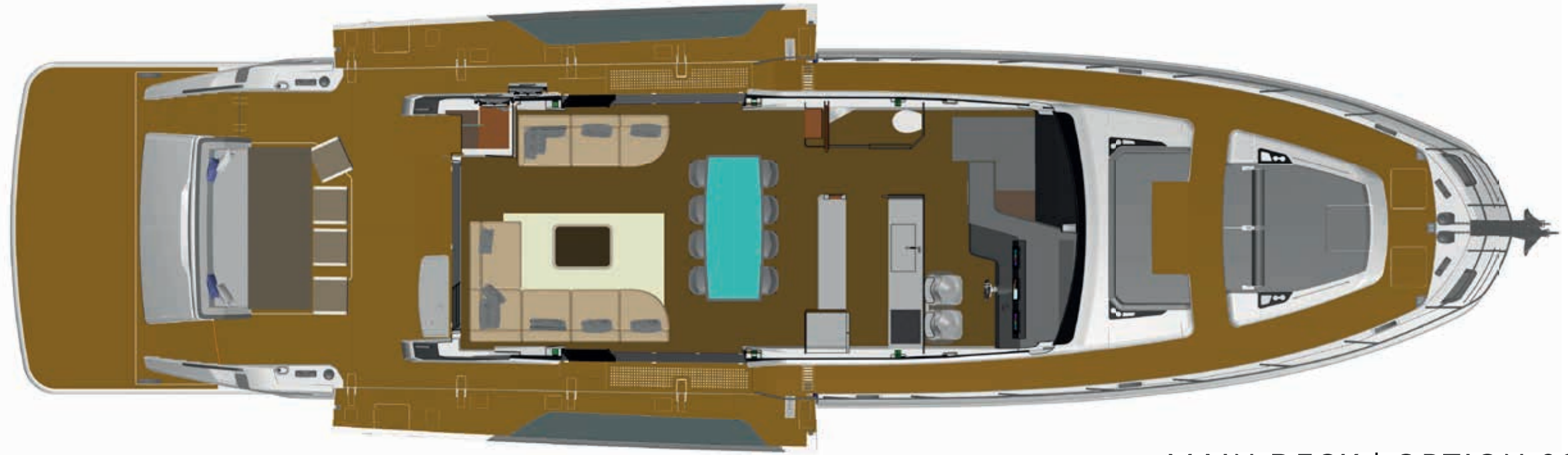
FLYBRIDGE



MAIN DECK | OPTION 01



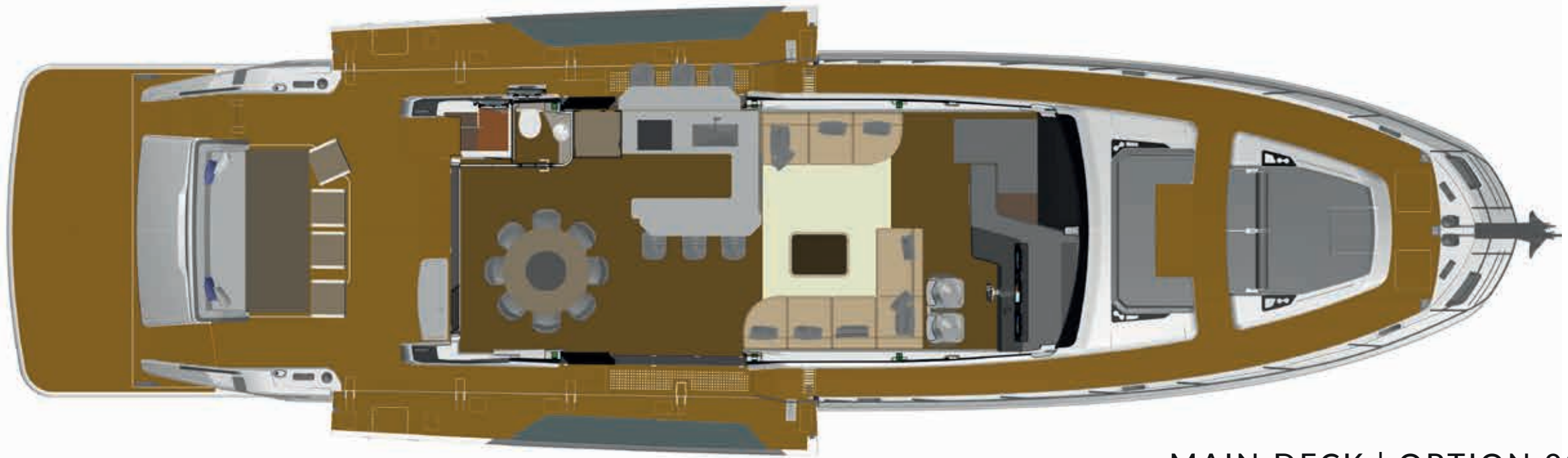
LOWER DECK



MAIN DECK | OPTION 02



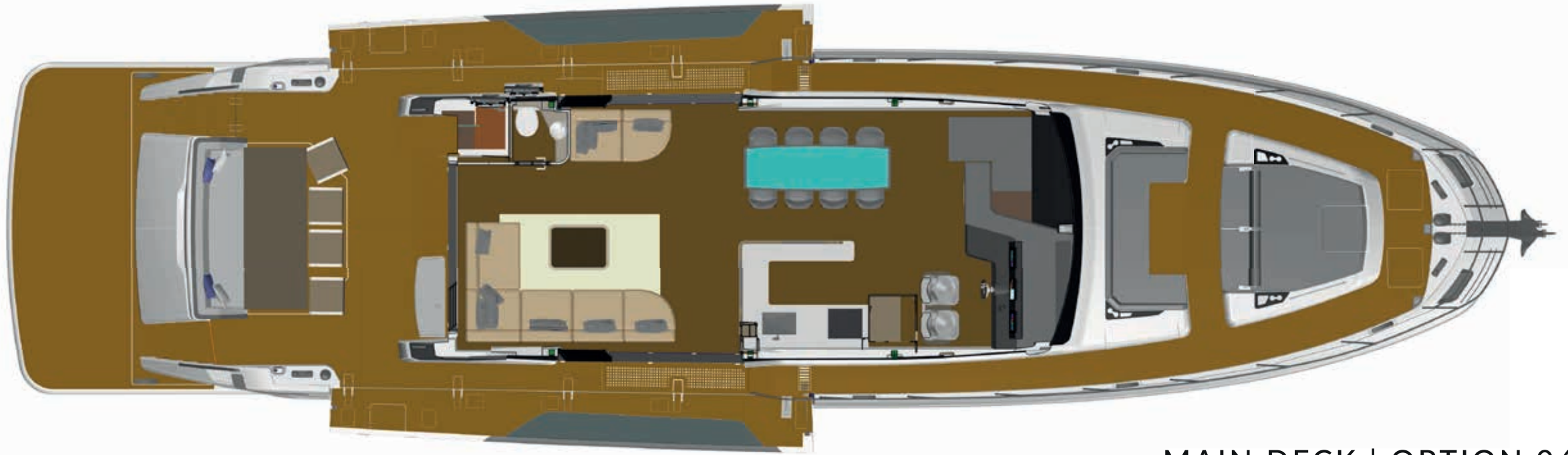
LOWER DECK



MAIN DECK | OPTION 03



LOWER DECK



MAIN DECK | OPTION 04



LOWER DECK

SCHAEFER
26M

Maximum length: 26,04 m

Maximum mouth: 6,20 m

Maximum shut: 1,85 m

Light displacement: 55.000 kg

Maximum height from the water line to the anchoring light: 8,06 m

V angle at the stern: 14,7°

Fuel capacity: 5.100 L

Fresh water capacity: 1.500 L

Maximum capacity: 21

Capacity/night: 9+3

Designer: Marcio Schaefer

V33 - V34 - V44 - 380 - 400 - 510

FLY - 450 - 510 - 600 - 660 - 770 - 26M

schaeferyachts.com.au

